

ETHERA GOLD 2.5 (Kontakt) in UNIFY (Windows only!):

You must own:

- Kontakt 6 (full version)
- UNIFY
- ETHERA GOLD 2.5 (ZERO-G)

Download the Unify-library for “ETHERA GOLD 2.5 (TS)”, extract and install ETHERA GOLD 2.5 by dragging the file ETHERA GOLD 2.5.guru on to the UNIFY window.

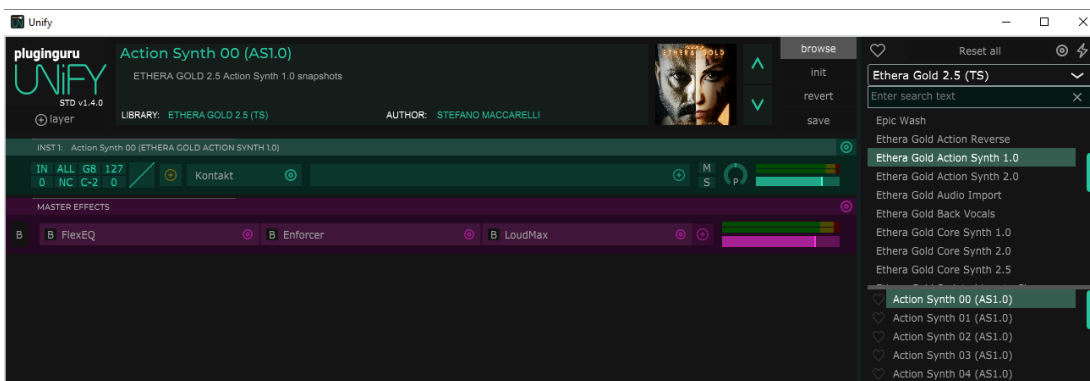
Download from:

<https://www.dropbox.com/s/7yfy55z4tpkc8k4/ETHERA%20GOLD%202.5%20%28TS%29.guru?dl=0>

Why the name ETHERA GOLD 2.5 (TS)?

I choose to give this library a specific name as it is not exactly the same as Stefano Maccarelli Unified library. In my version, all snapshots from the Kontakt version are included. I have also tagged and categorized it based on the snapshot folder structure. Naming of the patches follows the snapshot names as close as possible. The library contains 1.462 patches.

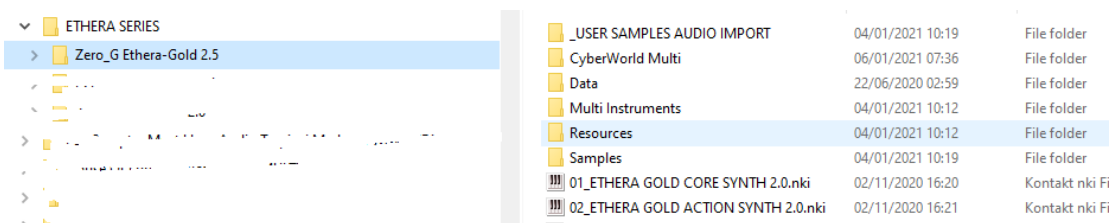
The nki-files are tagged in Unify and a short name is appended to the name for example: A patch from ETHERA ACTION SYNTH 1.0 has an appendix (AS1.0):



All patches also have Master Effects preset “Master Optimizer Lite” .

Name of ETHERA GOLD 2.5 Kontakt folder:

The ETHERA GOLD 2.5 must be named “Zero_G Ethera-Gold 2.5”:

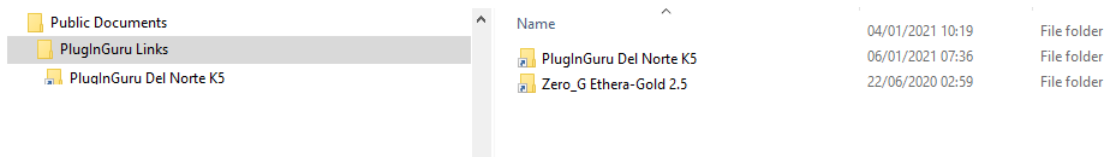


If your ETHERA GOLD 2.5 folder is not named as above, rename it exactly as above or it will not work!

Create symbolic link:

Create a symbolic link for this library in the following place “C:\Users\Public\Documents\PlugInGuru Links” for example by using “Guru Link” (https://forums.pluginuru.com/wp-content/uploads/wpforo/default_attachments/1616180964-Guru-Link-for-Windows.zip.)

Follow the instruction in the file. It should look like this after creating the symbolic link:



If Unify still don't find the Kontakt samples, do a full db-rebuild (Alt+click) on the flash icon and restart Unify.